

DESIGN

GUIDE

| Weekly planner | | | | | | | Month | To-do... |
|----------------|-------------------|--------------------------|--------------------|---------------------|------------------------|-------------------|---|----------|
| Monday | Tuesday | Wednesday | Thursday | Friday | Saturday | Sunday | | |
| Morning | Sketch new ideas | Water color painting | | | | | ✓ Visit fabric store ✓ Find DIY paper on Pinterest Gather egg cartons | |
| Day | Buy paint brushes | Research for inspiration | Make paper flowers | Short holiday cards | Crochet in the evening | Paint flower pots | Cut fabric pieces Finish embroidery lamp Call craft supplier | |
| Evening | | | | | | | | |

NORIX®



NATURALS PALETTE

The colors from our Naturals Palette have been carefully selected to support a therapeutic environment that helps reduce tension, assists in behavior modification and enhances the safety of both residents and staff.


Research indicates that interiors with an interesting use of color that are not overly neutral can:

- Balance the mental equilibrium of residents
- Reduce behavioral discord
- Promote dignity and encourage socialization
- Create relaxing environments to enable rest and encourage faster healing
- In general, improve resident and staff morale

When applied with understanding and purpose, color can be used to promote self-confidence, uplift the spirit, soothe the psyche and be a positive distraction among residents. The colors in the Natural Palette have shown to address three primary human elements:


- Familiarity – A sense of connection with the outside world.
- Stress Reduction – Calming and lifting the human spirit.
- Morale Improvement – Humanizing and supporting a feeling of normality.

Each color option in the Naturals Palette is designed to work together to deliver a seamless transition from room to room and promote a sense of health, well-being and sustainability throughout the entire facility.




TWILIGHT

Peaceful, tranquil and thoughtful. A quiet lake, a distant mountain. A comforting neutral that partners well with others to create depth or act as a soft contrast. It promotes mental stability while relaxing the mind and body.




COVE

Crisp, cool and refreshing. Clear coastal skies, a calm marina. It's the perfect partner for all palettes. It stimulates clear thoughts and heightens concentration.




CLAY

Rustic, grounding and stable. The color of sundried soil, cocoa, and terracotta. A foundational neutral that pairs well with other color options. It's warm, welcoming and inspires optimism.




SAGE

Organic, floral and natural. A morning dew, a foggy northern forest. A balanced tone that is an ideal complement to every color. Its calming properties help to diffuse anxiety and soothe the mind.



SAND

Timeless, everlasting and refined. The color of stone and rock. Subtle, yet strong, it allows other colors and materials to take center stage. It offers structure and strength.




DOVE

Reliable, practical and versatile. The color of feathers, pebbles, and weathered wood. A strong neutral with an honest voice. It conveys a sense of balance and stability.




EARTHY
GREENS



POP OF
COLOR



NEUTRAL
WALL COLOR



WARMTH OF
WOODGRAIN

PATIENT ROOM

By incorporating natural colors and textures into patient rooms, facilities can establish an environment that fosters a healing atmosphere, enhances patient comfort, and supports the therapeutic process. Earthy greens, like Sage, help diffuse patient anxiety and soften their transition to a new environment. A warm, homelike atmosphere can be established by implementing furniture constructed using our unique TruGrain™ polymer formulation, a highly durable and easy to clean polymer designed to mimic the warmth of natural wood.



CONTRASTING
BLUES



NATURAL
WOOD TONES



COMFORTING
TEXTURES



CONNECTION
TO NATURE

WELCOMING & WAITING

A good first impression can set the tone for a patient's entire stay. The strategic use of design elements in welcoming and waiting areas, like the use of natural light, soothing colors and comforting textures, help to relax the mind and body. The incorporation of plants and natural wood tones creates a connection to nature that helps blur the lines between interior and exterior, reducing patient apprehension and agitation.



SOFT BLUE
TONES



POP OF
COLOR



ORGANIC
WALL MURAL



NATURAL
LIGHTING

VISITATION


A well-designed visitation area can improve the overall perception of the facility, both among visitors and within the broader community. The considerate use of color and the integration of organic artwork helps increase morale and reduces the potential for conflict. Access to natural light has been shown to improve mood and enhance well-being. Effective use of natural lighting also creates an opportunity to rely less on artificial lighting, which can save on energy costs and reduce the environmental impact of the facility.



EARTHY
GREENS



NEUTRAL
ACCENTS



PATTERN
FLOORING



OPEN FLOOR
PLAN

DAYROOM

As the area in which residents spend the majority of their waking hours, it's vital for dayrooms to closely reflect a normalized environment that mirrors life outside the facility. An open-plan concept that provides multiple settings for use throughout the day can help support residents on their journey towards rehabilitation while still maintaining high levels of safety, security and cleanliness. Earthy greens, neutral accents and simple pattern flooring help to promote a calm, relaxed environment.



CONTRASTING
COLORS



PATTERNED
FABRIC



WOOD
ACCENTS



OPEN
FLOOR PLAN

DINING

Dining areas should employ a combination of design elements to create a warm and welcoming ambiance that allows residents to feel more at ease in a space that may be unfamiliar to them. An open floor plan, coupled with the application of contrasting colors, can help combat a perception of crowdedness in these areas by adding visual interest and depth. The installation of furniture with wood accents helps provide a touch of natural beauty and a sense of familiarity that fosters a homey atmosphere. Patterned fabrics can be used to add energy and liveliness to the space, supporting a pleasant environment for residents to gather and socialize.



WARMTH OF
WOOD



NEUTRAL
FLOORING



NATURAL
LIGHT



RELAXING
WALL MURAL

GROUP ROOM

Transitional housing facilities are faced with the daunting task of establishing a comforting and supportive environment that caters to the needs of several individuals at once. Areas like group rooms can achieve a warm, homelike atmosphere by incorporating a variety of design concepts, such as utilizing furniture with wood accents or displaying relaxing wall murals. To mitigate feelings of crowding, flooring should feature neutral color tones and be supported by an abundance of natural light.

SEATING



ROTOMOLD SEATING

| | | | | | | | |
|-----------------|---|---|---|---|---|---|---|
| PRODUCTS |  |  |  |  |  |  | |
| | B-SIDE™ | COUPE™ | FLUX™ | GOBY™ | ✕ KUBE™ | PAX | |
| COLORS |  |  |  |  |  |  | |
| | TWILIGHT | COVE | CLAY | SAGE | SAND | DOVE | |
| EXTENDED COLORS |  |  |  |  |  |  |  |
| | CITRUS | MALIBU | COBALT | TRANQUIL | WISTERIA | LUX IVORY | LUX ONYX |







**Extended colors require a minimum of 6 pieces*

FORTÉ® SEATING














| | | | | | | | |
|-----------------|---|---|---|---|---|---|---|
| PRODUCTS |  | | | | | | |
| | ✕ FORTE® | | | | | | |
| COLORS |  |  |  |  |  |  | |
| | TWILIGHT | COVE | CLAY | SAGE | SAND | DOVE | |
| EXTENDED COLORS |  |  |  |  |  |  |  |
| | CITRUS | MALIBU | COBALT | TRANQUIL | WISTERIA | LUX IVORY | LUX ONYX |
| WOOD BASES |  |  |  | MOLDED BASES | | | |
| | MAPLE | TEAK | WALNUT |  |  |  | |
| | | | SIENNA | DOVE | RAVEN | | |

**Extended colors require a minimum of 6 pieces*

STACKING CHAIRS

| | | | | |
|----------|---|---|---|---|
| PRODUCTS |  |  | | |
| | INTEGRA | PROGRESS | | |
| COLORS |  |  |  |  |
| | TWILIGHT | COVE | SAND | DOVE |


HONDO NUEVO®



| | | | | | | | | | |
|------------------|---|---|---|---|---|---|---|------------|---|
| PRODUCTS |  | | | | | | | | |
| | HONDO NUEVO® | | | | | | | | |
| SEAT COLORS |  |  |  |  |  |  | | | |
| | TWILIGHT | CLAY | SAGE | SIENNA | DOVE | RAVEN | | | |
| MOLDED WOOD BASE |  |  | MOLDED & ROCKER BASES | |  |  |  | STEEL BASE |  |
| | MAPLE | WALNUT | SIENNA | DOVE | RAVEN | METALLIC SILVER | | | |


MOLDED VINYL


| | | | | | | |
|--------------|---|---|---|---|---|---|
| PRODUCTS |  |  | | | | |
| | RESPITE™ | RIPPLE™ | | | | |
| SEAT COLORS |  |  |  |  |  |  |
| | TWILIGHT | CLAY | SAGE | SIENNA | DOVE | RAVEN |
| MOLDED BASES |  |  |  | | | |
| | SIENNA | DOVE | RAVEN | | | |

AFFINITY SERIES

PRODUCTS

 ✕ AFFINITY

WOOD BACK
 MAPLE
 WALNUT

ARM CAPS
 BLACK



FRAME
 METALLIC SILVER







UPHOLSTERED SEATING








PRODUCTS
 ✕ ELEMENT
 ✕ HARMONY

ARM CAPS & LEG COLOR
 BLACK


BEAM SEATING

PRODUCTS
 BOULDER*
 VERSAFRAME™


SEAT COLORS
 TWILIGHT
 COVE
 CLAY
 SAGE
 SAND
 DOVE




EXTENDED COLORS
 CITRUS
 MALIBU
 COBALT
 TRANQUIL
 WISTERIA
 LUX IVORY
 LUX ONYX


**Extended colors require a minimum of 6 pieces*



STEEL BASE
 BLACK

TERRA SERIES



PRODUCTS

 ✕ TERRA


HARDWOOD ARM CAPS
 MAPLE
 TEAK
 WALNUT

ARM CAPS
 RAVEN

FRAME
 METALLIC SILVER
 BLACK

TRUGRAIN™ TECHNOLOGY

PRODUCTS
 PRODIGY*
 ✕ TORO

COLORS
 HARVEST
 BISCOTTI
 JAVA

FORMA SERIES

PRODUCTS

 ✕ FORMA

LAMINATES*
 KENSINGTON MAPLE
 WILD CHERRY
 ASIAN SUN
 PALISADES OAK
 MONTANA WALNUT

MOLDED & ROCKER BASES
 SIENNA
 DOVE
 RAVEN

STEEL BASE
 METALLIC SILVER

**Laminates available on Forma Cube Only.*

MIX-UP SERIES

PRODUCTS



× MIX-UP

MOLDED BASE



SIENNA



DOVE



RAVEN

KIDS FURNITURE

PRODUCTS



A-MAZE



ELLE



HEX-IT

COLORS



TWILIGHT



COVE



CLAY



SAGE



SAND

EXTENDED COLORS



CITRUS



MALIBU



COBALT



TRANQUIL



WISTERIA



LUX IVORY



LUX ONYX

**Extended colors require a minimum of 6 pieces*



TABLES
















EVOLVE™ TABLE

| | | | | | | | |
|-----------------|---|---|---|---|---|---|---|
| PRODUCTS |  | | | | | | |
| | EVOLVE™ | | | | | | |
| TOPS |  |  |  |  |  |  |  |
| | KENSINGTON MAPLE | WILD CHERRY | ASIAN SUN | PALISADES OAK | MONTANA WALNUT | CALCUTTA MARBLE | BLACK ALICANTE |
| TOPS |  |  |  | | | | |
| | TITANIUM EVOLVE | GAMETOP | DUOFORM™ | | | | |
| MOLDED BASE |  |  |  |  |  | | |
| | TWILIGHT | COVE | SIENNA | DOVE | RAVEN | | |
| EXTENDED COLORS |  |  |  |  |  |  |  |
| | CITRUS | MALIBU | COBALT | TRANQUIL | WISTERIA | LUX IVORY | LUX ONYX |

**Extended colors require a minimum of 6 pieces*

FORTÉ® OCCASIONAL TABLE

| | | | | | | | |
|-------------|---|---|---|---|---|---|---|
| PRODUCTS |  | | | | | | |
| | FORTÉ® | | | | | | |
| LAMINATES |  |  |  |  |  |  |  |
| | KENSINGTON MAPLE | WILD CHERRY | ASIAN SUN | PALISADES OAK | MONTANA WALNUT | CALCUTTA MARBLE | BLACK ALICANTE |
| WOOD BASE |  |  |  | | | | |
| | MAPLE | TEAK | WALNUT | | | | |
| MOLDED BASE |  |  |  | | | | |
| | SIENNA | DOVE | RAVEN | | | | |

X-BASE TABLE

| | | | | | | | |
|-----------------------------|---|---|---|---|---|---|---|
| PRODUCTS |  | | | | | | |
| | LAMINATE | MOLDED | | | | | |
| TOPS |  |  |  |  |  |  |  |
| | KENSINGTON MAPLE | WILD CHERRY | ASIAN SUN | PALISADES OAK | MONTANA WALNUT | CALCUTTA MARBLE | BLACK ALICANTE |
| TOPS |  |  |  | | | | |
| | TITANIUM EVOLVE | GAMETOP | *DUOFORM™ | | | | |
| MOLDED BASE |  |  |  |  |  |  |  |
| | TWILIGHT | COVE | SIENNA | DOVE | RAVEN | LAMINATE BASE | BLACK |
| MOLDED BASE EXTENDED COLORS |  |  |  |  |  |  |  |
| | CITRUS | MALIBU | COBALT | TRANQUIL | WISTERIA | LUX IVORY | LUX ONYX |

**DuoForm™ is available with the molded base only.*














TABLA SERIES

| | | | | | | | |
|--------------|---|---|---|---|---|---|---|
| PRODUCTS |  | | | | | | |
| | TABLA | | | | | | |
| LAMINATES |  |  |  |  |  |  |  |
| | KENSINGTON MAPLE | WILD CHERRY | ASIAN SUN | PALISADES OAK | MONTANA WALNUT | CALCUTTA MARBLE | BLACK ALICANTE |
| PREMIUM BASE |  | | | | | | |
| | RAVEN | | | | | | |

FORTÉ® CAFÉ TABLE

| | | | | | | | |
|-------------|---|---|---|---|---|---|---|
| PRODUCTS |  | | | | | | |
| | FORTÉ® | | | | | | |
| TOPS |  |  |  |  |  |  |  |
| | KENSINGTON MAPLE | WILD CHERRY | ASIAN SUN | PALISADES OAK | MONTANA WALNUT | CALCUTTA MARBLE | BLACK ALICANTE |
| |  |  |  | | | | |
| | TITANIUM EVOLVE | GAMETOP | DUOFORM™ | | | | |
| MOLDED BASE |  |  |  | | | | |
| | SIENNA | DOVE | RAVEN | | | | |
| | | | | | | | |

MULTI-PURPOSE & LEG STYLE TABLES

| | | | | | | | |
|------------|---|---|--|--|--|--|--|
| PRODUCTS |  |  | | | | | |
| | MULTI-PURPOSE | LEG STYLE | | | | | |
| LAMINATES |  |  |  |  |  |  |  |
| | KENSINGTON MAPLE | WILD CHERRY | ASIAN SUN | PALISADES OAK | MONTANA WALNUT | CALCUTTA MARBLE | BLACK ALICANTE |
| |  |  | | | | | |
| | TITANIUM EVOLVE | GAMETOP | | | | | |
| METAL LEGS |  |  | | | | | |
| | METALLIC SILVER | BLACK | | | | | |



JUPITER TABLE

| | | | | | | | |
|-------------|---|---|---|---|---|---|---|
| PRODUCTS |  | | | | | | |
| | JUPITER | | | | | | |
| TOPS |  |  |  |  |  |  |  |
| | KENSINGTON MAPLE | WILD CHERRY | ASIAN SUN | PALISADES OAK | MONTANA WALNUT | CALCUTTA MARBLE | BLACK ALICANTE |
| |  |  |  | | | | |
| | TITANIUM EVOLVE | GAMETOP | DUOFORM™ | | | | |
| MOLDED BASE |  | | | | | | |
| | BLACK | | | | | | |

OASIS® TABLE

PRODUCTS



OASIS®

SEAT COLORS



TWILIGHT COVE CLAY SAGE SAND DOVE

EXTENDED SEAT COLORS



CITRUS MALIBU COBALT TRANQUIL WISTERIA LUX IVORY LUX ONYX

LAMINATES



KENSINGTON MAPLE WILD CHERRY ASIAN SUN PALISADES OAK MONTANA WALNUT CALCUTTA MARBLE BLACK ALICANTE



TITANIUM EVOLVE GAMETOP

STAINLESS STEEL TOPS



STAINLESS STEEL INLAY


LEGS



METALLIC SILVER BLACK


MAX-MASTER® TABLE

PRODUCTS




MAX-MASTER®

SEAT COLORS




TWILIGHT COVE SAND RAVEN STAINLESS STEEL

LAMINATES




KENSINGTON MAPLE WILD CHERRY ASIAN SUN PALISADES OAK MONTANA WALNUT CALCUTTA MARBLE BLACK ALICANTE




TITANIUM EVOLVE GAMETOP

STAINLESS STEEL TOPS



STAINLESS STEEL WITH QUIETCORE* STAINLESS STEEL**

LEGS




METALLIC SILVER BLACK

*Stainless Steel with Quietcore available on 42" and 54" round only.
 **Stainless Steel available on 30"x72" and 30"x96" only.

BEDROOMS



ARCADIAN SERIES

PRODUCTS 

ARCADIAN

COLORS

TWILIGHT COVE SAGE SAND SIENNA DOVE

ATTENDA® SERIES

PRODUCTS 

ATTENDA®

COLORS

TWILIGHT COVE SAND SIENNA DOVE

LAMINATES*

KENSINGTON MAPLE WILD CHERRY ASIAN SUN PALISADES OAK MONTANA WALNUT

*Laminates available on Deluxe Nightstand, Deluxe Open Chest, Desk and Headboard Only.

ATTENDA® BED RISER

PRODUCTS 

BED RISER

COLORS

SIENNA DOVE RAVEN

TITAN® BEDROOM

PRODUCTS 

TITAN

STEEL COLOR

KHAKI BROWNSTONE EBONY

LAMINATE

WILD CHERRY PALISADES OAK

EXTENDED COLORS

CREAM LONDON FOG PEWTER SLATE IRISH MOSS DUSK MINK

**Palisades Oak laminate only available with Brownstone Steel option.*

**Extended colors require a minimum quantity order.*

PROTÉGÉ BEDROOM

PRODUCTS 

PROTÉGÉ


STEEL COLOR

KHAKI EBONY

LAMINATE

WILD CHERRY

CLARK COMPARTMENT

PRODUCTS 

CLARK

COLORS

TWILIGHT COVE CLAY SAGE SAND SIENNA DOVE

SAFEDOOR®

PRODUCTS



SAFEDOOR®

PATTERNS



RIVER
STONE



GOLDEN
SUNSET



AUTUMN
WATERFALL



SPRING
BLOSSOM



TROPICAL
BEACH



CASCADING
WATERFALL



TEAK
WOODGRAIN



PINE
WOODGRAIN

SEALED SEAM MATTRESSES

PRODUCTS



SEALED SEAM
MATTRESSES

COLORS



NORIX
BLUE



SILVER
SECURE




BLACK
MAX



CLEAR

SEAMLESS MATTRESSES

PRODUCTS



MARATHON

COLORS



SLATE

STACK-A-BUNK®

PRODUCTS



STACK-A-BUNK®

COLORS



TWILIGHT
**Standard
Only*



SAND
**XL Only*

FLOOR MOUNT STOOL

PRODUCTS



FLOOR MOUNT
STOOL

SEAT COLORS



TWILIGHT



COVE



SAND



RAVEN



STAINLESS
STEEL

SAFESTORE

PRODUCTS



SAFESTORE

COLORS



BLACK



NORIX[®]

One Innovation Drive, West Chicago, Illinois 60185
Phone: 630-231-1331 | Toll Free: 800-234-4900 | Fax: 630-231-4343
4/26 | furniture@norix.com ©2026 Norix Group, Inc.

NORIX.COM