


DESIGN

GUIDE



NORIX



NATURALS PALETTE

The colors from our Naturals Palette have been carefully selected to support a therapeutic environment that helps reduce tension, assists in behavior modification and enhances the safety of both residents and staff.


Research indicates that interiors with an interesting use of color that are not overly neutral can:

- Balance the mental equilibrium of residents
- Reduce behavioral discord
- Promote dignity and encourage socialization
- Create relaxing environments to enable rest and encourage faster healing
- In general, improve resident and staff morale

When applied with understanding and purpose, color can be used to promote self-confidence, uplift the spirit, soothe the psyche and be a positive distraction among residents. The colors in the Natural Palette have shown to address three primary human elements:


- Familiarity – A sense of connection with the outside world.
- Stress Reduction – Calming and lifting the human spirit.
- Morale Improvement – Humanizing and supporting a feeling of normality.

Each color option in the Naturals Palette is designed to work together to deliver a seamless transition from room to room and promote a sense of health, well-being and sustainability throughout the entire facility.




TWILIGHT

Peaceful, tranquil and thoughtful. A quiet lake, a distant mountain. A comforting neutral that partners well with others to create depth or act as a soft contrast. It promotes mental stability while relaxing the mind and body.




COVE

Crisp, cool and refreshing. Clear coastal skies, a calm marina. It's the perfect partner for all palettes. It stimulates clear thoughts and heightens concentration.




CLAY

Rustic, grounding and stable. The color of sundried soil, cocoa, and terracotta. A foundational neutral that pairs well with other color options. It's warm, welcoming and inspires optimism.




SAGE

Organic, floral and natural. A morning dew, a foggy northern forest. A balanced tone that is an ideal complement to every color. Its calming properties help to diffuse anxiety and soothe the mind.



SAND

Timeless, everlasting and refined. The color of stone and rock. Subtle, yet strong, it allows other colors and materials to take center stage. It offers structure and strength.



DOVE

Reliable, practical and versatile. The color of feathers, pebbles, and weathered wood. A strong neutral with an honest voice. It conveys a sense of balance and stability.



EARTHY
GREENS



POP OF
COLOR




NEUTRAL
WALL COLOR



WARMTH OF
WOODGRAIN

PATIENT ROOM


By incorporating natural colors and textures into patient rooms, facilities can establish an environment that fosters a healing atmosphere, enhances patient comfort, and supports the therapeutic process. Earthy greens, like Sage, help diffuse patient anxiety and soften their transition to a new environment. A warm, homelike atmosphere can be established by implementing furniture constructed using our unique TruGrain™ polymer formulation, a highly durable and easy to clean polymer designed to mimic the warmth of natural wood.



CONTRASTING
BLUES



NATURAL
WOOD TONES



COMFORTING
TEXTURES



CONNECTION
TO NATURE

WELCOMING & WAITING

A good first impression can set the tone for a patient's entire stay. The strategic use of design elements in welcoming and waiting areas, like the use of natural light, soothing colors and comforting textures, help to relax the mind and body. The incorporation of plants and natural wood tones creates a connection to nature that helps blur the lines between interior and exterior, reducing patient apprehension and agitation.



SOFT BLUE
TONES



POP OF
COLOR



ORGANIC
WALL MURAL



NATURAL
LIGHTING

VISITATION


A well-designed visitation area can improve the overall perception of the facility, both among visitors and within the broader community. The considerate use of color and the integration of organic artwork helps increase morale and reduces the potential for conflict. Access to natural light has been shown to improve mood and enhance well-being. Effective use of natural lighting also creates an opportunity to rely less on artificial lighting, which can save on energy costs and reduce the environmental impact of the facility.



EARTHY
GREENS



NEUTRAL
ACCENTS



PATTERN
FLOORING



OPEN FLOOR
PLAN

DAYROOM

As the area in which residents spend the majority of their waking hours, it's vital for dayrooms to closely reflect a normalized environment that mirrors life outside the facility. An open-plan concept that provides multiple settings for use throughout the day can help support residents on their journey towards rehabilitation while still maintaining high levels of safety, security and cleanliness. Earthy greens, neutral accents and simple pattern flooring help to promote a calm, relaxed environment.



CONTRASTING
COLORS



PATTERNED
FABRIC



WOOD
ACCENTS



OPEN
FLOOR PLAN

DINING

Dining areas should employ a combination of design elements to create a warm and welcoming ambiance that allows residents to feel more at ease in a space that may be unfamiliar to them. An open floor plan, coupled with the application of contrasting colors, can help combat a perception of crowdedness in these areas by adding visual interest and depth. The installation of furniture with wood accents helps provide a touch of natural beauty and a sense of familiarity that fosters a homey atmosphere. Patterned fabrics can be used to add energy and liveliness to the space, supporting a pleasant environment for residents to gather and socialize.



WARMTH OF
WOOD



NEUTRAL
FLOORING



NATURAL
LIGHT






RELAXING
WALL MURAL

GROUP ROOM

Transitional housing facilities are faced with the daunting task of establishing a comforting and supportive environment that caters to the needs of several individuals at once. Areas like group rooms can achieve a warm, homelike atmosphere by incorporating a variety of design concepts, such as utilizing furniture with wood accents or displaying relaxing wall murals. To mitigate feelings of crowding, flooring should feature neutral color tones and be supported by an abundance of natural light.







ROTOMOLD SEATING

PRODUCTS								
	✂ VESTA	✂ WINK	COUPE™	ROCKSMART®	B-SIDE®	GOBY®	RIPTIDE	
COLORS								
	TWILIGHT	COVE	CLAY	SAGE	SAND	DOVE		

FORTÉ® SEATING

PRODUCTS							
	✂ FORTE®						
SEAT COLORS							
	TWILIGHT	COVE	CLAY	SAGE	SAND	DOVE	
WOOD BASE				MOLDED BASE			
	MAPLE	TEAK	WALNUT		SIENNA	DOVE	RAVEN



STACKING CHAIRS

PRODUCTS				
	INTEGRA	PROGRESS		
COLORS				
	TWILIGHT	COVE	SAND	DOVE




HONDO NUEVO®

PRODUCTS								
	HONDO NUEVO®							
SEAT COLORS								
	TWILIGHT	CLAY	SAGE	SIENNA	DOVE	RAVEN		
MOLDED WOOD BASE			MOLDED & ROCKER BASES				STEEL BASE	
	MAPLE	WALNUT		SIENNA	DOVE	RAVEN		METALLIC SILVER

AFFINITY SERIES


PRODUCTS						
	✂ AFFINITY					
WOOD BACK			ARM CAPS		FRAME	
	MAPLE	WALNUT		BLACK		METALLIC SILVER

UPHOLSTERED SEATING

PRODUCTS		
	✂ ELEMENT	✂ HARMONY
ARM CAPS & LEG COLOR		
	BLACK	

FORMA SERIES

PRODUCTS



✂️ FORMA

LAMINATES*

KENSINGTON MAPLE WILD CHERRY ASIAN SUN PALISADES OAK MONTANA WALNUT

MOLDED & ROCKER BASES

SIENNA DOVE RAVEN


STEEL BASE

METALLIC SILVER

*Laminates available on Forma Cube Only.

MIX-UP SERIES

PRODUCTS



✂️ MIX-UP

MOLDED BASE

SIENNA DOVE RAVEN

TERRA SERIES

PRODUCTS



✂️ TERRA

HARDWOOD ARM CAPS

MAPLE TEAK WALNUT

ARM CAPS



RAVEN

FRAME

METALLIC SILVER BLACK

BEAM SEATING

PRODUCTS

BOULDER* VERSAFRAME™

SEAT COLORS


TWILIGHT COVE CLAY SAGE SAND DOVE

STEEL BASE

BLACK

KIDS FURNITURE

PRODUCTS







A-MAZE ELLE HEX-IT

COLORS

TWILIGHT COVE CLAY SAGE SAND

TRUGRAIN™ TECHNOLOGY

PRODUCTS

PRODIGY* ✂️ TORO






COLORS

HARVEST BISCOTTI JAVA

EVVOLVE™ TABLE

PRODUCTS							
	EVVOLVE™						
LAMINATES							
	KENSINGTON MAPLE	WILD CHERRY	ASIAN SUN	PALISADES OAK	MONTANA WALNUT	CALCUTTA MARBLE	BLACK ALICANTE
							
	TITANIUM EVOLVE	GAMETOP					
MOLDED BASE							
	TWILIGHT	COVE	SIENNA	DOVE	RAVEN		

X-BASE TABLE

PRODUCTS							
	LAMINATE	MOLDED					
LAMINATES							
	KENSINGTON MAPLE	WILD CHERRY	ASIAN SUN	PALISADES OAK	MONTANA WALNUT	CALCUTTA MARBLE	BLACK ALICANTE
							
	TITANIUM EVOLVE	GAMETOP					
MOLDED BASE						LAMINATE BASE	
	TWILIGHT	COVE	SIENNA	DOVE	RAVEN		BLACK

FORTÉ® CAFÉ TABLE

PRODUCTS							
	FORTÉ®						
LAMINATES							
	KENSINGTON MAPLE	WILD CHERRY	ASIAN SUN	PALISADES OAK	MONTANA WALNUT	CALCUTTA MARBLE	BLACK ALICANTE
							
	TITANIUM EVOLVE	GAMETOP					
MOLDED BASE							
	SIENNA	DOVE	RAVEN				

FORTÉ® OCCASIONAL TABLE

PRODUCTS							
	FORTÉ®						
LAMINATES							
	KENSINGTON MAPLE	WILD CHERRY	ASIAN SUN	PALISADES OAK	MONTANA WALNUT	CALCUTTA MARBLE	BLACK ALICANTE
WOOD BASE							
	MAPLE	TEAK	WALNUT				
MOLDED BASE							
	SIENNA	DOVE	RAVEN				

MULTI-PURPOSE & LEG STYLE TABLES

PRODUCTS							
	MULTI-PURPOSE		LEG STYLE				
LAMINATES							
	KENSINGTON MAPLE	WILD CHERRY	ASIAN SUN	PALISADES OAK	MONTANA WALNUT	CALCUTTA MARBLE	BLACK ALICANTE
METAL LEGS							
	TITANIUM EVOLVE	GAMETOP					
							
	METALLIC SILVER	BLACK					

OASIS® TABLE

PRODUCTS							
	OASIS®						
SEAT COLORS							
	TWILIGHT	COVE	CLAY	SAGE	SAND	DOVE	
LAMINATES							
	KENSINGTON MAPLE	WILD CHERRY	ASIAN SUN	PALISADES OAK	MONTANA WALNUT	CALCUTTA MARBLE	BLACK ALICANTE
STAINLESS STEEL TOPS							
	TITANIUM EVOLVE	GAMETOP					
LEGS							
	STAINLESS STEEL INLAY	METALLIC SILVER	BLACK				

JUPITER TABLE


PRODUCTS							
	JUPITER						
LAMINATES							
	KENSINGTON MAPLE	WILD CHERRY	ASIAN SUN	PALISADES OAK	MONTANA WALNUT	CALCUTTA MARBLE	BLACK ALICANTE
MOLDED BASE							
	TITANIUM EVOLVE	GAMETOP					
							
	BLACK						

TABLA SERIES

PRODUCTS							
	TABLA						
LAMINATES							
	KENSINGTON MAPLE	WILD CHERRY	ASIAN SUN	PALISADES OAK	MONTANA WALNUT	CALCUTTA MARBLE	BLACK ALICANTE
PREMIUM BASE							
	RAVEN						






MAX-MASTER® TABLE

PRODUCTS










MAX-MASTER®



SEAT COLORS

 TWILIGHT
  COVE
  SAND
  RAVEN
  STAINLESS STEEL



LAMINATES

 KENSINGTON MAPLE
  WILD CHERRY
  ASIAN SUN
  PALISADES OAK
  MONTANA WALNUT
  CALCUTTA MARBLE
  BLACK ALICANTE



LAMINATES

 TITANIUM EVOLVE
  GAMETOP

STAINLESS STEEL TOPS

 STAINLESS STEEL WITH QUIETCORE*
  STAINLESS STEEL**

LEGS


 METALLIC SILVER
  BLACK

*Stainless Steel with Quietcore available on 42" and 54" round only.

**Stainless Steel available on 30"x72" and 30"x96" only.






FLOOR MOUNT STOOL

PRODUCTS




FLOOR MOUNT STOOL

SEAT COLORS

 TWILIGHT
  COVE
  SAND
  RAVEN
  STAINLESS STEEL


SEAMLESS MATTRESSES

PRODUCTS




MARATHON

COLORS

 SLATE



STACK-A-BUNK®

PRODUCTS



STACK-A-BUNK®

COLORS

 TWILIGHT
*Standard Only
  SAND
*XL Only

SAFESTORE

PRODUCTS














SAFESTORE

COLORS





 BLACK

ATTENDA® SERIES








PRODUCTS					
	ATTENDA®				
COLORS					
	TWILIGHT	COVE	SAND	SIENNA	DOVE
LAMINATES*					
	KENSINGTON MAPLE	WILD CHERRY	ASIAN SUN	PALISADES OAK	MONTANA WALNUT

*Laminates available on Deluxe Nightstand, Deluxe Open Chest, Desk and Headboard Only.






ATTENDA® BED RISER

PRODUCTS			
	BED RISER		
COLORS			
	SIENNA	DOVE	RAVEN










ARCADIAN SERIES

PRODUCTS						
	ARCADIAN					
COLORS						
	TWILIGHT	COVE	SAGE	SAND	SIENNA	DOVE






STEEL BEDROOM

PRODUCTS				
	TITAN		PROTÉGÉ	
STEEL COLOR			LAMINATE	
	KHAKI <i>*Titan Only</i>	EBONY		WILD CHERRY

SAFEDOOR®

PRODUCTS						
	SAFEDOOR®					
PATTERNS						
	RIVER STONE	GOLDEN SUNSET	AUTUMN WATERFALL	SPRING BLOSSOM	TROPICAL BEACH	CASCADING WATERFALL
						
	TEAK WOODGRAIN	PINE WOODGRAIN				

SEALED SEAM MATTRESSES

PRODUCTS				
	SEALED SEAM MATTRESSES			
COLORS				
	NORIX BLUE	SILVER SECURE	BLACK MAX	CLEAR



NORIX

One Innovation Drive, West Chicago, Illinois 60185
Phone: 630-231-1331 | Toll Free: 800-234-4900 | Fax: 630-231-4343
12/24 | furniture@norix.com ©2025 Norix Group, Inc.

NORIX.COM