

# DESIGN

GUIDE

NORIX



# NATURALS PALETTE

---

**The colors from our Naturals Palette have been carefully selected to support a therapeutic environment that helps reduce tension, assists in behavior modification and enhances the safety of both residents and staff.**


Research indicates that interiors with an interesting use of color that are not overly neutral can:

- Balance the mental equilibrium of residents
- Reduce behavioral discord
- Promote dignity and encourage socialization
- Create relaxing environments to enable rest and encourage faster healing
- In general, improve resident and staff morale

When applied with understanding and purpose, color can be used to promote self-confidence, uplift the spirit, soothe the psyche and be a positive distraction among residents. The colors in the Natural Palette have shown to address three primary human elements:

- Familiarity – A sense of connection with the outside world.
- Stress Reduction – Calming and lifting the human spirit.
- Morale Improvement – Humanizing and supporting a feeling of normality.


Each color option in the Naturals Palette is designed to work together to deliver a seamless transition from room to room and promote a sense of health, well-being and sustainability throughout the entire facility.



**TWILIGHT**

---


Peaceful, tranquil and thoughtful. A quiet lake, a distant mountain. A comforting neutral that partners well with others to create depth or act as a soft contrast. It promotes mental stability while relaxing the mind and body.



**COVE**

---


Crisp, cool and refreshing. Clear coastal skies, a calm marina. It's the perfect partner for all palettes. It stimulates clear thoughts and heightens concentration.



**CLAY**

---


Rustic, grounding and stable. The color of sundried soil, cocoa, and terracotta. A foundational neutral that pairs well with other color options. It's warm, welcoming and inspires optimism.



**SAGE**

---


Organic, floral and natural. A morning dew, a foggy northern forest. A balanced tone that is an ideal complement to every color. Its calming properties help to diffuse anxiety and soothe the mind.



**SAND**

---


Timeless, everlasting and refined. The color of stone and rock. Subtle, yet strong, it allows other colors and materials to take center stage. It offers structure and strength.




**DOVE**

---

Reliable, practical and versatile. The color of feathers, pebbles, and weathered wood. A strong neutral with an honest voice. It conveys a sense of balance and stability.



EARTHY  
GREENS



POP OF  
COLOR



NEUTRAL  
WALL COLOR



WARMTH OF  
WOODGRAIN

## PATIENT ROOM

---

By incorporating natural colors and textures into patient rooms, facilities can establish an environment that fosters a healing atmosphere, enhances patient comfort, and supports the therapeutic process. Earthy greens, like Sage, help diffuse patient anxiety and soften their transition to a new environment. A warm, homelike atmosphere can be established by implementing furniture constructed using our unique TruGrain™ polymer formulation, a highly durable and easy to clean polymer designed to mimic the warmth of natural wood.





CONTRASTING  
BLUES

NATURAL  
WOOD TONES

COMFORTING  
TEXTURES

CONNECTION  
TO NATURE

## WELCOMING & WAITING

---

A good first impression can set the tone for a patient's entire stay. The strategic use of design elements in welcoming and waiting areas, like the use of natural light, soothing colors and comforting textures, help to relax the mind and body. The incorporation of plants and natural wood tones creates a connection to nature that helps blur the lines between interior and exterior, reducing patient apprehension and agitation.



SOFT BLUE  
TONES



POP OF  
COLOR



ORGANIC  
WALL MURAL



NATURAL  
LIGHTING

## VISITATION

---

A well-designed visitation area can improve the overall perception of the facility, both among visitors and within the broader community. The considerate use of color and the integration of organic artwork helps increase morale and reduces the potential for conflict. Access to natural light has been shown to improve mood and enhance well-being. Effective use of natural lighting also creates an opportunity to rely less on artificial lighting, which can save on energy costs and reduce the environmental impact of the facility.






EARTHY  
GREENS



NEUTRAL  
ACCENTS



PATTERN  
FLOORING



OPEN FLOOR  
PLAN

## DAYROOM

---

As the area in which residents spend the majority of their waking hours, it's vital for dayrooms to closely reflect a normalized environment that mirrors life outside the facility. An open-plan concept that provides multiple settings for use throughout the day can help support residents on their journey towards rehabilitation while still maintaining high levels of safety, security and cleanliness. Earthy greens, neutral accents and simple pattern flooring help to promote a calm, relaxed environment.



CONTRASTING  
COLORS



PATTERNED  
FABRIC



WOOD  
ACCENTS



OPEN  
FLOOR PLAN

## DINING

---

Dining areas should employ a combination of design elements to create a warm and welcoming ambiance that allows residents to feel more at ease in a space that may be unfamiliar to them. An open floor plan, coupled with the application of contrasting colors, can help combat a perception of crowdedness in these areas by adding visual interest and depth. The installation of furniture with wood accents helps provide a touch of natural beauty and a sense of familiarity that fosters a homey atmosphere. Patterned fabrics can be used to add energy and liveliness to the space, supporting a pleasant environment for residents to gather and socialize.





WARMTH OF  
WOOD



NEUTRAL  
FLOORING



NATURAL  
LIGHT



RELAXING  
WALL MURAL

## GROUP ROOM















---

Transitional housing facilities are faced with the daunting task of establishing a comforting and supportive environment that caters to the needs of several individuals at once. Areas like group rooms can achieve a warm, homelike atmosphere by incorporating a variety of design concepts, such as utilizing furniture with wood accents or displaying relaxing wall murals. To mitigate feelings of crowding, flooring should feature neutral color tones and be supported by an abundance of natural light.







ROTOMOLD SEATING

PRODUCTS							
	✂ VESTA	✂ WINK	COUPE™	ROCKSMART®	B-SIDE®	GOBY®	RIPTIDE
COLORS							
	TWILIGHT	COVE	CLAY	SAGE	SAND	DOVE	





FORTÉ® SEATING

PRODUCTS						
	✂ FORTE®					
SEAT COLORS						
	TWILIGHT	COVE	CLAY	SAGE	SAND	DOVE
WOOD BASE						
	MAPLE	TEAK	WALNUT		SIENNA	DOVE
						RAVEN












STACKING CHAIRS

PRODUCTS				
	INTEGRA	PROGRESS		
COLORS				
	TWILIGHT	COVE	SAND	DOVE

HONDO NUEVO®


PRODUCTS						
	HONDO NUEVO®					
SEAT COLORS						
	TWILIGHT	CLAY	SAGE	SIENNA	DOVE	RAVEN
MOLDED WOOD BASE						
	MAPLE	WALNUT		SIENNA	DOVE	RAVEN
						METALLIC SILVER

MOLDED VINYL

PRODUCTS						
	RESPITE™	RIPPLE™				
SEAT COLORS						
	TWILIGHT	CLAY	SAGE	SIENNA	DOVE	RAVEN
MOLDED BASES						
	SIENNA	DOVE	RAVEN			


AFFINITY SERIES

PRODUCTS




✂ AFFINITY

WOOD BACK




MAPLE




WALNUT

ARM CAPS



BLACK

FRAME



METALLIC SILVER

UPHOLSTERED SEATING

PRODUCTS



✂ ELEMENT ✂ HARMONY


ARM CAPS & LEG COLOR



BLACK


TRUGRAIN™ TECHNOLOGY

PRODUCTS




PRODIGY\* ✂ TORO


COLORS



HARVEST



BISCOTTI



JAVA

FORMA SERIES

PRODUCTS




✂ FORMA


LAMINATES\*



KENSINGTON MAPLE




WILD CHERRY



ASIAN SUN



PALISADES OAK



MONTANA WALNUT

MOLDED & ROCKER BASES



SIENNA



DOVE



RAVEN

STEEL BASE




METALLIC SILVER

\*Laminates available on Forma Cube Only.


MIX-UP SERIES

PRODUCTS




✂ MIX-UP


MOLDED BASE



SIENNA



DOVE



RAVEN

TERRA SERIES

PRODUCTS



✂ TERRA

HARDWOOD ARM CAPS



MAPLE



TEAK



WALNUT

ARM CAPS



RAVEN

FRAME



METALLIC SILVER



BLACK



BEAM SEATING

PRODUCTS						
	BOULDER®		VERSAFRAME™			
SEAT COLORS						
	TWILIGHT	COVE	CLAY	SAGE	SAND	DOVE
STEEL BASE						
	BLACK					

KIDS FURNITURE

PRODUCTS					
	A-MAZE	ELLE	HEX-IT		
COLORS					
	TWILIGHT	COVE	CLAY	SAGE	SAND


















EVVOLVE™ TABLE

PRODUCTS						
	EVVOLVE™					
TOPS						
	KENSINGTON MAPLE	WILD CHERRY	ASIAN SUN	PALISADES OAK	MONTANA WALNUT	CALCUTTA MARBLE
						
	TITANIUM EVOLVE	GAMETOP	DUOFORM™			
MOLDED BASE						
	TWILIGHT	COVE	SIENNA	DOVE	RAVEN	

FORTÉ® CAFÉ TABLE



PRODUCTS						
	FORTÉ®					
TOPS						
	KENSINGTON MAPLE	WILD CHERRY	ASIAN SUN	PALISADES OAK	MONTANA WALNUT	CALCUTTA MARBLE
						
	TITANIUM EVOLVE	GAMETOP	DUOFORM™			
MOLDED BASE						
	SIENNA	DOVE	RAVEN			

X-BASE TABLE

PRODUCTS							
	LAMINATE	MOLDED					
TOPS							
	KENSINGTON MAPLE	WILD CHERRY	ASIAN SUN	PALISADES OAK	MONTANA WALNUT	CALCUTTA MARBLE	BLACK ALICANTE
							
	TITANIUM EVOLVE	GAMETOP	*DUOFORM™				
MOLDED BASE						<div>LAMINATE BASE</div> 	
	TWILIGHT	COVE	SIENNA	DOVE	RAVEN		

\*DuoForm™ is available with the molded base only.



MULTI-PURPOSE & LEG STYLE TABLES

PRODUCTS							
	MULTI-PURPOSE	LEG STYLE					
LAMINATES							
	KENSINGTON MAPLE	WILD CHERRY	ASIAN SUN	PALISADES OAK	MONTANA WALNUT	CALCUTTA MARBLE	BLACK ALICANTE
							
	TITANIUM EVOLVE	GAMETOP					
METAL LEGS							
	METALLIC SILVER	BLACK					









FORTÉ® OCCASIONAL TABLE

PRODUCTS							
	FORTÉ®						
LAMINATES							
	KENSINGTON MAPLE	WILD CHERRY	ASIAN SUN	PALISADES OAK	MONTANA WALNUT	CALCUTTA MARBLE	BLACK ALICANTE
WOOD BASE				MOLDED BASE			
	MAPLE	TEAK	WALNUT		SIENNA	DOVE	RAVEN


JUPITER TABLE

PRODUCTS							
	JUPITER						
TOPS							
	KENSINGTON MAPLE	WILD CHERRY	ASIAN SUN	PALISADES OAK	MONTANA WALNUT	CALCUTTA MARBLE	BLACK ALICANTE
							
	TITANIUM EVOLVE	GAMETOP	DUOFORM™				
MOLDED BASE							
	BLACK						

OASIS® TABLE

PRODUCTS	 OASIS®						
SEAT COLORS	 TWILIGHT	 COVE	 CLAY	 SAGE	 SAND	 DOVE	
LAMINATES	 KENSINGTON MAPLE	 WILD CHERRY	 ASIAN SUN	 PALISADES OAK	 MONTANA WALNUT	 CALCUTTA MARBLE	 BLACK ALICANTE
	 TITANIUM EVOLVE	 GAMETOP					
STAINLESS STEEL TOPS	 STAINLESS STEEL INLAY	LEGS	 METALLIC SILVER	 BLACK			

MAX-MASTER® TABLE

PRODUCTS	 MAX-MASTER®						
SEAT COLORS	 TWILIGHT	 COVE	 SAND	 RAVEN	 STAINLESS STEEL		
LAMINATES	 KENSINGTON MAPLE	 WILD CHERRY	 ASIAN SUN	 PALISADES OAK	 MONTANA WALNUT	 CALCUTTA MARBLE	 BLACK ALICANTE
	 TITANIUM EVOLVE	 GAMETOP					
STAINLESS STEEL TOPS	 STAINLESS STEEL WITH QUIETCORE*	 STAINLESS STEEL**	LEGS		 METALLIC SILVER	 BLACK	












\*Stainless Steel with Quietcore available on 42" and 54" round only.  
\*Stainless Steel available on 30"x72" and 30"x96" only.

TABLA SERIES

PRODUCTS	 TABLA						
LAMINATES	 KENSINGTON MAPLE	 WILD CHERRY	 ASIAN SUN	 PALISADES OAK	 MONTANA WALNUT	 CALCUTTA MARBLE	 BLACK ALICANTE
PREMIUM BASE	 RAVEN						







ATTENDA® SERIES








PRODUCTS	 ATTENDA®				
COLORS	 TWILIGHT	 COVE	 SAND	 SIENNA	 DOVE
LAMINATES*	 KENSINGTON MAPLE	 WILD CHERRY	 ASIAN SUN	 PALISADES OAK	 MONTANA WALNUT

\*Laminates available on Deluxe Nightstand, Deluxe Open Chest, Desk and Headboard Only.






ATTENDA® BED RISER

PRODUCTS	 BED RISER		
COLORS	 SIENNA	 DOVE	 RAVEN

ARCADIAN SERIES


PRODUCTS	 ARCADIAN					
COLORS	 TWILIGHT	 COVE	 SAGE	 SAND	 SIENNA	 DOVE

STEEL BEDROOM


PRODUCTS	 TITAN		 PROTÉGÉ
STEEL COLOR	 KHAKI <i>*Titan Only</i>	 EBONY	<div>LAMINATE  WILD CHERRY</div>

SAFEDOOR®


PRODUCTS




SAFEDOOR®




RIVER  
STONE




GOLDEN  
SUNSET




AUTUMN  
WATERFALL



SPRING  
BLOSSOM




TROPICAL  
BEACH




CASCADING  
WATERFALL

PATTERNS



TEAK  
WOODGRAIN



PINE  
WOODGRAIN

SEALED SEAM MATTRESSES

PRODUCTS	 SEALED SEAM MATTRESSES			
COLORS	 NORIX BLUE	 SILVER SECURE	 BLACK MAX	 CLEAR

## SEAMLESS MATTRESSES

PRODUCTS



MARATHON


COLORS



SLATE


## STACK-A-BUNK®

PRODUCTS




STACK-A-BUNK®

COLORS




TWILIGHT  
*\*Standard Only*



SAND  
*\*XL Only*


## SAFESTORE

PRODUCTS



SAFESTORE


COLORS



BLACK


## FLOOR MOUNT STOOL

PRODUCTS




FLOOR MOUNT STOOL


SEAT COLORS




TWILIGHT




COVE



SAND



RAVEN



STAINLESS STEEL



# NORIX®

One Innovation Drive, West Chicago, Illinois 60185  
Phone: 630-231-1331 | Toll Free: 800-234-4900 | Fax: 630-231-4343  
4/25 | furniture@norix.com ©2025 Norix Group, Inc.

**NORIX.COM**