

SEATING GUIDE



2 0 2 3









ENGINEERED TO ENDURE®

NORIX









Stacking Guest Seating				Guest Seating	
Product Series	 Integra	 Progress®	 Affinity	 Forté®	 Vesta™
Positioning	Highly durable stacking chair	Ergonomic stacking chair built for comfort	Attractive and versatile stacking chair	Highly durable guest chair with optional upholstery	Unique blend of ultra-safe design with beautiful curved surfaces and colors
Material	Polypropylene (PP)	PP seat / optional upholstery / steel legs	Steel frame & legs / upholstery seat / upholstered or wood back	TruColor™ PE / optional fabricated cushion	TruColor™ PE / optional fabricated cushion
Manufacturing Process	Injection-molded	Injection-molded seat with steel legs	Round steel tubing with fabricated seat cushion	Roto-molded PE with optional fabricated cushion	Roto-molded PE with optional fabricated cushion
Arm/Armless	Armless Only	Armless Only	Arm and Armless	Arm and Armless	Arm and Armless
Upholstered	No	Optional	Optional upholstered back	Optional	Optional
One-Piece Construction	Yes	No	No	Yes (Upholstered option separate)	Yes (Upholstered option separate)
Weight	7 lbs	10 lbs	Armless 21 lbs Arm 22 lbs	Armless 22 lbs Arm 28 lbs	Armless 24 lbs Arm 30 lbs
Seat Width	17 ½"	19"	Armless 18 ½" Arm 18 ½"	Armless 21" Arm 18 ⅝"	Armless 21" Arm 19"
Ballast Capable	No	No	No	Yes	Yes
Ballast Capacity	N/A	N/A	N/A	Up to 100 lbs (Rec. 50 lbs)	Up to 100 lbs (Rec. 50 lbs)
Ganging Capable	No	No	Yes	Yes	No
Bolt-Down Capable	No	No	No	Yes	Yes
Non-Removable Glides	No	Friction-fit feet	Injection-molded	Yes	Yes
CAL TB133 Compliant	Yes	No	Upholstered back upgradeable to TB133 / Wood back not TB133 compliant	Molded chair standard / upholstery upgradeable	Molded chair standard / upholstery upgradeable
Dynamic Drop Test	N/A	N/A	Two times BIFMA 5.4 15.4.2	Two times BIFMA 5.4 15.4.2	Two times BIFMA 5.4 15.4.2
BIFMA	X5.1 2002	X5.1 2002	X5.4-2012	No	No
Static Load	300 lbs	500 lbs	500 lbs	750 lbs	750 lbs
GREENGUARD	GREENGUARD Gold	GREENGUARD Gold	GREENGUARD Gold	GREENGUARD Gold	GREENGUARD Gold
Warranty	Limited 10 year	Limited 10 year	Limited 10 year	Limited 10 year	Limited 10 year
Healthier Hospitals	Yes	Yes	Yes	Yes	Yes
Anti-Ligature	No	No	No	No	Yes



	Lounge Seating					Rocker
Product Series	 Vesta™	 Forté®	 Wink™	 Toro	 Hondo Nuevo®	 RockSmart™
Positioning	Unique blend of ultra-safe design with beautiful curved surfaces and colors	Durable PE with 2 base options. Upholstery options available	Value, durable PE upholstered chair	Warmth of wood, performance of polymer	High-performance molded vinyl modular seating	Unique one-piece rocker
Material	TruColor™ PE / optional fabricated cushion	TruColor™ PE/ optional upholstery/ 2 base styles	TruColor™ PE / upholstery	TruGrain™ Technology/ upholstery	Vinyl seat / 3 base styles	TruColor™ Polyethylene (PE)
Manufacturing Process	Roto-molded PE with optional fabricated cushion	Roto-molded PE seat with optional fabricated cushion	Roto-molded PE frame with fabricated cushion	One-piece, 100% seamless, cast polymer construction	Foam filled Roto-molded vinyl	Roto-molded PE
Arm/Armless	Arm and Armless	Arm and Armless	Arm Only	Arm Only	Arm and Armless	Arm Only
Upholstered	Optional	Optional	Yes	Yes	No	No
Base Options	Roto-molded PE	Plinth Roto PE / Wood frame	Roto-molded PE	N/A	Plinth Roto PE / Steel / Roto-molded feet	N/A
One-Piece Construction	Yes (Upholstered option separate)	No	No	No	No	Yes







High Back Version	No	No	No	No	Yes	No
Bariatric Chair Available	No	No	No	No	No	No
Weight	Armless 30 lbs Arm 34 lbs	Varies by customization	42 lbs	50 lbs	Varies by customization	49 & 51 lbs
Seat Width	Armless 27” Arm 21”	Armless 27” Arm 22”	22”	22”	Armless 24” & 30” Arm 21”	21 ½” and 21 ¾”
Ballast Capable	Yes	Plinth base only	Yes	Yes	Plinth base only	No
Ballast Capacity	Up to 100 lbs (Rec. 50 lbs)	Up to 100 lbs (Rec. 50 lbs)	Up to 50 lbs (Rec. 50 lbs)	Up to 50 lbs (Rec. 50 lbs)	Up to 50 lbs (Rec. 50 lbs)	N/A
Ganging Capable	No	Yes	Yes	Yes	Yes	No
Bolt-Down Capable	Yes	Yes	Yes	Yes	Yes	No
Non-Removable Glides	Yes	Standard	Yes	Yes	Standard on steel, molded and wood feet	Protective Runners
CAL TB133 Compliant	Molded chair standard / upholstery upgradeable	With upholstery upgrade	With upholstery upgrade	With upholstery upgrade	Yes	Yes
Dynamic Drop Test	Two times BIFMA 5.4 15.4.2	Two Times BIFMA 5.4 15.4.2	Two Times BIFMA 5.4 15.4.2	Two Times BIFMA 5.4 15.4.2	Two Times BIFMA 5.4 15.4.2	Two times BIFMA 5.4 15.4.2
BIFMA	No	No	X5.4-2012	X5.4-2012	X5.4-2005	No
Static Load	1,000 lbs	750 lbs	750 lbs	750 lbs	750 lbs	500 lbs
GREENGUARD	GREENGUARD Gold	GREENGUARD Gold	GREENGUARD Gold	GREENGUARD Gold	GREENGUARD Gold	GREENGUARD Gold
Warranty	Limited 10 year	Limited 10 year	Limited 10 year	Limited 10 year	Limited 10 year	Limited 10 year
Healthier Hospitals	Yes	Yes	Yes	Yes	No	Yes
Anti-Ligature	Yes	No	No	No	No	No



	Upholstered Seating				Stools	
Product Series						
	Forma	Element™	Harmony™	Terra	Mix-Up	B-Side
Positioning	Upholstered modular seating for a custom fit to your environment	Simple design built tough to withstand daily use	Full line of aesthetically pleasing, durable furniture	Durable and customizable modern metal frame seating	5 different shapes for endless table and seating configurations	Durable, safe, easy to clean end table or seating
Material	Upholstered wood frame	Wood frame / Nylon feet / Polyurethane arms / upholstered cushions	Heavy duty steel frame / upholstered cushions	Wood or PU arms / upholstery / steel frame	TruColor™ PE base / upholstery	TruColor™ Polyethylene (PE)
Manufacturing Process	Fabricated	Fabricated	Fabricated	Steel frame with upholstered cushions	Roto-molded PE with upholstery	Roto-molded PE
Arm/Armless	Arm and Armless	Arm Only	Arm and Armless	Open, Half, Full Arm	N/A	N/A
Upholstered	Yes	Yes	Yes	Yes	Yes	No
Base Options	Plinth Roto PE / Steel	Injection-molded nylon feet	Injection-molded nylon feet	Metallic Silver Steel Frame	Molded Plinth Base	N/A
One-Piece Construction	No	No	No	No	No	Yes

High Back Version	No	No	Yes	No	No	No
Bariatric Chair Available	No	No	Yes	No	No	No
Weight	Varies by customization	Varies by customization	Varies by customization	Varies by customization	Varies by shape	Square 12 lbs Round 9 lbs
Seat Width	Armless 24 ½” Arm 23” - 23 ¾”	23” and 46”	Armless 24” Arm 23 ½”	22” and 30”	Varies by shape	Square 18” Round 18”
Ballast Capable	Yes	No	No	Weighted Plate	Yes	Yes
Ballast Capacity	Up to 50 lbs (Rec. 50 lbs)	N/A	N/A	22” chair 25 lbs 30” chair 35 lbs	Varies by shape	Up to 100 lbs (Rec. 50 lbs)
Ganging Capable	Yes	No	No	Yes	No	No
Bolt-Down Capable	Yes	No	No	Yes	Yes	Yes
Non-Removable Glides	Standard on Steel	Nylon feet	Nylon feet	Yes	N/A	N/A
CAL TB133 Compliant	With upholstery upgrade	With upholstery upgrade	With upholstery upgrade	With upholstery upgrade	With upholstery upgrade	Yes
Dynamic Drop Test	N/A	Two Times BIFMA 5.4 15.4.2	Two Times BIFMA 5.4 15.4.2	Two times BIFMA 5.4 15.4.2	Two times BIFMA 5.4 15.4.2	Two times BIFMA 5.4 15.4.2
BIFMA	X5.4-2012	X5.4-2012	X5.4-2012	X5.4-2012	No	No
Static Load	750 lbs	1,000 lbs	1,000 lbs	750 lbs	Varies by shape	300 lbs
GREENGUARD	GREENGUARD Gold	GREENGUARD Gold	GREENGUARD Gold	GREENGUARD Gold	GREENGUARD Gold	GREENGUARD Gold
Warranty	Limited 10 year	Limited 10 year	Lifetime structural frame warranty	Limited 10 year	Limited 3 year	Limited 10 year
Healthier Hospitals	Yes	Yes	Yes	Yes	Yes	Yes
Anti-Ligature	No	No	No	No	Yes	No



	In-Line Seating		Outdoor Seating			
Product Series						
	Boulder™	Terra	Kube	Goby®	Coupe	Riptide™
Positioning	Value in-line beam seating	Durable, modern, customizable in-line seating	Upholstered modular seating for a custom fit to your environment	Durable outdoor seating collection built to withstand daily use	Indoor / Outdoor one-piece rotationally molded lounge chair	Durable and easy to clean outdoor benches
Material	TruColor™ PE seat / steel frame	Wood or PU arms / upholstery / steel frame	TruColor™ PE base / upholstery	TruColor™ Polyethylene (PE)	TruColor™ Polyethylene (PE)	TruColor™ Polyethylene (PE)
Manufacturing Process	Rounded Roto-molded PE seat with steel frame	Steel frame with upholstered cushions	Roto-molded PE with upholstery	Roto-molded PE	Roto-molded PE	Roto-molded PE
Arm/Armless	Arm Only	Open, Half, Full Arm	Arm and Armless	Arm	Arm	Armless
Upholstered	No	Yes	Yes	No	No	No
One-Piece Construction	No	No	No	Yes	Yes	Yes

Weight	Varies by configuration	Varies by configuration	Varies by selected piece	Varies by selected piece	Drainage 35 lbs No Drain 32 lbs	Varies by selected piece
Seat Width	17"	22" and 30"	Varies by selected piece	Varies by selected piece	20.8"	Varies by selected piece
Ballast Capable	No	Weighted Plate	Yes	Yes	Yes	Yes
Ballast Capacity	N/A	22" chair 25 lbs 30" chair 35 lbs	50 lbs	50 lbs	50 lbs	100 lbs
Ganging Capable	No	Yes	Yes	No	No	Yes
Bolt-Down Capable	Yes	Yes	Yes	Yes	Yes	Yes
Non-Removable Glides	Optional	Yes	No	No	No	No
CAL TB133 Compliant	Yes	With upholstery upgrade	No	Yes	Yes	Yes
Dynamic Drop Test	Two times BIFMA 5.4 15.4.2	Two times BIFMA 5.4 15.4.2	N/A	N/A	Two times BIFMA 5.4 15.4.2	N/A
BIFMA	No	X5.4-2012	No	BIFMA 5.4 15.4.2	BIFMA 5.4 15.4.2	BIFMA 5.4 15.4.2
Static Load	1,000 lbs	750 lbs	500 lbs	500 lbs	750 lbs	500 lbs
GREENGUARD	GREENGUARD Gold	GREENGUARD Gold	GREENGUARD Gold	GREENGUARD Gold	GREENGUARD Gold	GREENGUARD Gold
Warranty	Limited 10 year	Limited 10 year	Limited 5 year	Limited 5 year	Limited 5 year	Limited 5 year
Healthier Hospitals	Yes	Yes	Yes	Yes	Yes	Yes
Anti-Ligature	No	No	No	No	No	No

AT NORIX, WE DESIGN INNOVATIVE, ROBUST FURNITURE
THAT MEETS THE REAL-WORLD NEED FOR HUMANIZING
CHALLENGING ENVIRONMENTS.



Individual attributes vary by product. See specification sheet for details

NORIX[®]

One Innovation Drive, West Chicago, Illinois 60185
Phone: 630-231-1331 | Toll Free: 800-234-4900 | Fax: 630-231-4343
12/22 | furniture@norix.com ©2023 Norix Group, Inc.

NORIX.COM