

FORTÉ[®]

SEATING SERIES

2 0 2 2




ENGINEERED TO ENDURE[®]

NORIX[®]

Forté® Seating

Forté® is the designer series of furniture that is fashioned for comfort, flexibility and durability. With a variety of colors to choose from and an upholstery option for seating, this series is made to humanize challenging environments and includes a lounge chair and guest chair that come with or without arms. These products are engineered and proven suitable for daily use in demanding environments.



Cleanability

At Norix, infection control is top of mind every time we develop a new product. After all, Norix furniture is in behavioral healthcare facilities, correctional spaces, shelter environments, and other places that historically transfer sickness and disease regularly if proper protocols and equipment are not in place. Norix products are built with durability in mind including the ability to easily clean and sanitize.

Upholstery

Hundreds of upholstery options combined with a wide selection of colors make Forté® super versatile. Select organic, abstract, or geometric patterns, all of which can come in the greens, blues, oranges, and foggy grays of nature.

Our upholstery also comes in a variety of performance options so you can choose the appropriate fabric for the spaces in your facility. Upholstered Forté® seating is compliant with the standards of CAL TB 117 and can be upgraded to CAL TB 133.





TESTED STRENGTH

Dynamic drop tested to a relative impact force of two times BIFMA 5.4 15.4.2 and 750 lb static load.

EXTREMELY DURABLE

Extremely durable, one-piece rotationally molded polyethylene seat is impervious to fluids and incredibly impact resistant.

COLOR CONSISTENCY

Premium TruColor™ material is fully compounded for superior color consistency and durability.

ERGONOMIC COMFORT

Generous seat width coordinates with appropriate seat and arm height for proper ergonomics and easy egress.

EXTRA SECURITY

Molded-in steel threaded inserts provide secure steel-to-steel connections and optional ganging side-to-side.

Forté® Lounge Chair

Our armless lounge chairs are made of one-piece, rotationally molded polyethylene seats and come with the choice of steel, wood or molded bases. The chairs come in a variety of colors and are pitched slightly back for comfortable sitting.

The armchair offers the same durability, flexibility and aesthetic design as our armless chair, with the addition of arms which provide hand over ankle positioning for easier egress.

Testing

GREENGUARD Gold Certified, California Technical Bulletin 133 on non-upholstered chairs (California Technical Bulletin 117 is standard on upholstered chairs).

- UL1056
- ASTM E1537
- NFPA 261
- UL94 HB
- British Standard BS 7176:2007
- BIFMA 5.4 15.4.2
- 750 lb static load.



Configuration Options

Forté® Lounge seating comes in three base options; a one piece roto-molded Plinth Base, a Wood Base for a warm, natural appeal and a Steel base for contemporary styling.

These chairs also offer an option for Upholstery that can be upgraded to CAL TB 133, Ganging Kit, Bolt-Down Kit and Ballasting on the Molded Plinth Base.




Forté® Lounge Colors


Seat Colors



Wood Base Colors



Molded Plinth Base Colors



Steel Base Color



Due to differences in monitors, printers and materials, actual product colors may vary. Color chips are available for more accurate depiction of color.

CLEANABILITY

Seamless, chemically resistant surface is easy to clean and sanitize.

COLOR CONSISTENCY

Premium TruColor™ material is fully compounded for superior color consistency and durability.

EXTREMELY DURABLE

Extremely durable, one-piece rotationally molded polyethylene seat is impervious to fluids and incredibly impact resistant.

FLOOR PROTECTION

Tamper-resistant steel encased floor glides for floor protection.

ERGONOMIC COMFORT

Generous seat width coordinates with appropriate seat and arm height for proper ergonomics and easy egress.

Forté® Guest Chairs

Our guest chairs are made of one-piece, rotationally molded polyethylene and are manufactured with ergonomic contours that provide comfortable support. These chairs are pitched slightly forward and allow for comfortable sitting at tables.



Shown with the
Forté® Café table.

Configuration Options

Forté® guest chairs are available in the colors from our Naturals Palette. These chairs also offer an option for Upholstery that can be upgraded to CAL TB 133, Ganging Kit, Bolt-Down Kit and Ballasting on both the Arm and Armless versions.



FORTÉ® GUEST

Testing

GREENGUARD Gold Certified, California Technical Bulletin 133 on non-upholstered chairs (California Technical Bulletin 117 is standard on upholstered chairs).

- Dynamic drop tested to a relative impact force of two times BIFMA 5.4 15.4.2
- 750 lb static load.

Forté® Guest Colors

Seat Colors



Lagoon



Sea Spray



Wild Berry



River Rock



Pine Cone



Graphite

Due to differences in monitors, printers and materials, actual product colors may vary. Color chips are available for more accurate depiction of color.

Forté® Lounge



Lounge Arm Chair
with Molded Plinth Base

Model #FC620/FC660

Dimensions:

Overall: 30.9"D x 27"W x 32.6"H

Seat: 18"H x 21.9"W

Arm Height: 26"H



Lounge Arm Chair
with Steel Base

Model #FC620/FC670

Dimensions:

Overall: 30.9"D x 27"W x 31.6"H

Seat: 17"H x 21.9"W

Arm Height: 25"H



Lounge Arm Chair
with Wood Legs

Model #FC620/FC680

Dimensions:

Overall: 30.9"D x 27"W x 32.9"H

Seat: 18.3"H x 21.9"W

Arm Height: 26.3"H



Lounge Armless Chair
with Molded Plinth Base

Model #FC630/FC660

Dimensions:

Overall: 30.9"D x 27"W x 32.7"H

Seat: 18.1"H x 27"W



Lounge Armless Chair
with Steel Base

Model #FC630/FC670

Dimensions:

Overall: 30.9"D x 27"W x 31.6"H

Seat: 17"H x 27"W



Lounge Armless Chair
with Wood Legs

Model #FC630/FC680

Dimensions:

Overall: 30.9"D x 27"W x 32.9"H

Seat: 18.3"H x 27"W

Forté® Guest



Guest Arm Chair

Model #FC600

Dimensions:

Overall: 26.3"D x 24"W x 32.9"H

Seat: 18.1"H x 18.6"W

Arm Height: 26.1"H



Guest Armless Chair

Model #FC610

Dimensions:

Overall: 26.3"D x 21"W x 32.8"H

Seat: 18.1"H x 21"W



AT NORIX, WE DESIGN INNOVATIVE, ROBUST FURNITURE
THAT MEETS THE REAL-WORLD NEED FOR HUMANIZING
CHALLENGING ENVIRONMENTS.



Individual attributes vary by product. See specification sheet for details.



NORIX

One Innovation Drive, West Chicago, Illinois 60185

Phone: 630-231-1331 | Toll Free: 800-234-4900 | Fax: 630-231-4343

3/22 | furniture@norix.com ©2022 Norix Group, Inc.

NORIX.COM