

TERRA SERIES

2021



ENGINEERED TO ENDURE®

NORIX®

STRENGTH & DURABILITY

Frame is made of heavy duty milled wood for strength and durability.

DESIGN OPTIONS

Option to choose different fabric for the seat and back. Upholstery available in a variety of patterns and grades & TB133 upgradable.

PICK RESISTANCE

Specially formulated, pick and pry resistant arm cap attached to frame with steel-to-steel connections.

CLEANABILITY

Clean Out between seat and back allows dirt and debris to fall to the ground rather than gather in chair.


FLOOR PROTECTION

Injection molded nylon feet are engineered for strength and to protect floors.


Terra Seating Series

Terra is a seating series from Norix with a wide assortment of offerings that allow facilities to create highly customized configurations from one product line. That means no more endless searching for furniture that meets your specific needs. Terra is tailored for one-stop shopping for highly durable and aesthetically pleasing integrated seating. Chairs are available in both a 22" and 30" wide variety and can stand alone, be set in row or be connected together in tandem.

22" seat width



30" seat width



Tandem Seating

Seats and backs are constructed with heavy duty wood encased in foam. Hundreds of upholstery options are available in different fabrics, grades and price points, giving facilities the opportunity to match the furniture to their space.

Arm caps are available in wood or polyurethane, while frames are constructed with black or metallic silver steel. Upholstery is double stitched and attached with hidden staples and secure hardware. This assists in keeping products safer and tamper resistant.



Arm Options



Full Arm



Half Arm



Open Arm

Finish Options

Frame




Black




Metallic Silver

Wood Arm Caps



Maple



Teak



Walnut

Urethane Arm Caps



Black

Due to differences in monitors, printers and materials, actual product colors may vary. Color chips are available for more accurate depiction of color.

Options:

Bolt-Down Plate Available in California TB133 compliant upholstery

Ballasting Full, Half or Open Arms



22" Arm Chair

Model #TA1

Dimensions:

Overall: 26"D x 26.5"W x 34.8"H

Seat Height: 19"H

Weight: Varies by product options.

30" Arm Chair

Model #TA2

Dimensions:

Overall: 26"D x 34.5"W x 34.8"H

Seat Height: 19"H

Weight: Varies by product options.



22" 2 Seat Tandem

Model #TC1

Dimensions:

Overall: 26"D x 50.5"W x 34.8"H

Seat Height: 19"H

Weight: Varies by product options.

30" 2 Seat Tandem

Model #TC2

Dimensions:

Overall: 26"D x 66.5"W x 34.8"H

Seat Height: 19"H

Weight: Varies by product options.





22" 3 Seat Tandem

Model #TE1

Dimensions:

Overall: 26"D x 74.5"W x 34.8"H

Seat Height: 19"H

Weight: Varies by product options.

30" 3 Seat Tandem

Model #TE2

Dimensions:

Overall: 26"D x 98.5"W x 34.8"H

Seat Height: 19"H

Weight: Varies by product options.



2 Seat Mixed Tandem

Model #TC3 / TC4

Dimensions:

Overall: 26.2"D x 61"W x 34.7"H

Seat Height: 19.2"H

Weight: Varies by product options.



AT NORIX, WE DESIGN INNOVATIVE, ROBUST FURNITURE
THAT MEETS THE REAL-WORLD NEED FOR HUMANIZING
CHALLENGING ENVIRONMENTS.



Individual attributes vary by product. See specification sheet for details.



NORIX[®]

One Innovation Drive, West Chicago, Illinois 60185
Phone: 630-231-1331 | Toll Free: 800-234-4900 | Fax: 630-231-4343
3/21 | furniture@norix.com ©2021 Norix Group, Inc.

NORIX.COM