

# FORMA

## SEATING SERIES

2 0 2 2

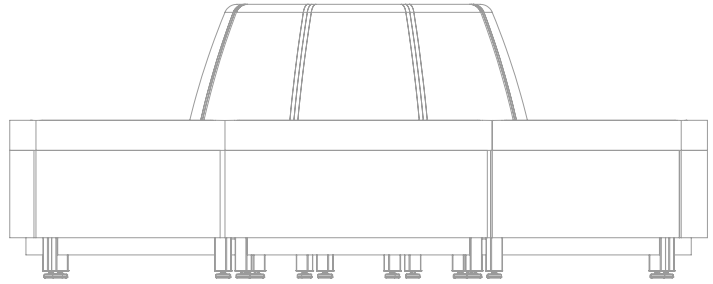


ENGINEERED TO ENDURE®

NORIX

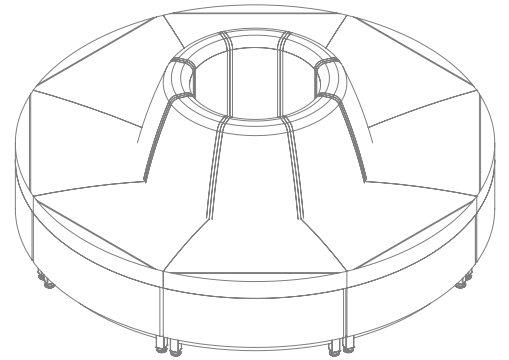
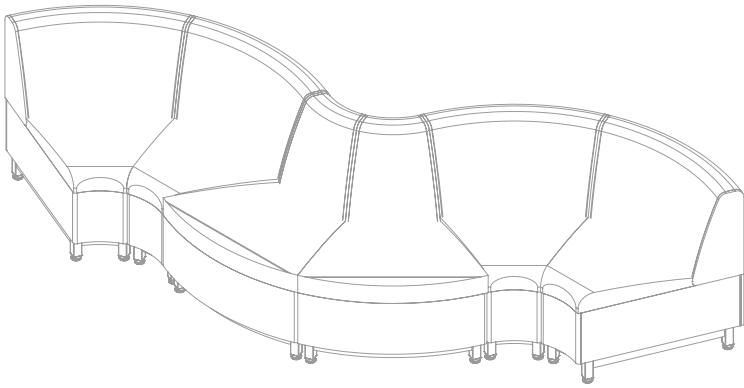
# Forma Seating Series

To provide customers and facilities with one source for all of their furniture needs, Norix® has expanded its offerings with Forma, a modular upholstered seating line that is designed with attractive features and engineered to be highly durable. The ten pieces in this designer-friendly line of products – including arm chairs, cubes, benches and wedges.



# Endless Configurations

Forma is ideal for lobbies, waiting rooms, staff areas and supervised areas such as group therapy and activity spaces. Forma provides a high level of versatility and can help facilities with all of their furniture needs across their entire environment.





## Forma

Forma is a modular upholstered seating line designed with attractive features and durability. The ten pieces in this designer-friendly line of products – including arm chairs, cubes, benches and wedges – are ideal for lobbies, waiting rooms, staff areas and supervised areas such as group therapy and activity spaces.

Facilities can choose from plinth or steel bases, while Norix's expansive upholstery offerings give customers hundreds of options in different grades, fabrics and price points. Products can be bolted down, ganged or left free-standing, providing facilities maximum flexibility if new configurations are needed in the future or if furniture needs to stay in one place.



## Arm Chair

**Model #FA**

**Dimensions:**

**Overall:** 30"D x 29.5"W x 32"H

**Seat Height:** 18.5"H

**Arm Height:** 26"H

## Armless Chair

**Model #FB**

**Dimensions:**

**Overall:** 29.8"D x 24.5"W x 32"H

**Seat Height:** 18.5"H



## Bench

**Model #FP**

**Dimensions:**

**Overall:** 24"D x 30"W x 18.5"H



## Left Arm Chair

**Model #FL**

**Dimensions:**

**Overall:** 30"D x 27"W x 32"H

**Seat Height:** 18.5"H

**Arm Height:** 26"H

## Right Arm Chair

**Model #FR**

**Dimensions:**

**Overall:** 30"D x 27"W x 32"H

**Seat Height:** 18.5"H

**Arm Height:** 26"H



## Cube with Laminate

**Model #FV**

**Dimensions:**

**Overall:** 30"D x 30"W x 18.5"H

**Option:** Power Outlet (Max of 2)

## Cube

**Model #FN**

**Dimensions:**

**Overall:** 30"D x 30"W x 18.5"H

**Option:** Power Outlet (Max of 2)





## Inside Wedge

Model #FO

Dimensions:

Height: 32"H

Front Width: 8.75"W

Back Width: 31.1"W

Seat Height: 18.5"H

## Outside Wedge

Model #FS

Dimensions:

Height: 32"H

Front Width: 31"W

Back Width: 8.5"W

Seat Height: 18.5"H



## Bench Wedge

Model #FQ

Dimensions:

Overall: 18.5"D x 30.9"W x 18.5"H

## Base Finishes

### Molded Plinth Base Colors




Graphite



Raven

### Steel Base Color



Metallic Silver

### Options:

Ganging or Bolt-Down

Ballastable (50 lbs)

\*Plinth Base Only

*Due to differences in monitors, printers and materials, actual product colors may vary. Color chips are available for more accurate depiction of color.*

AT NORIX®, WE DESIGN INNOVATIVE, ROBUST FURNITURE  
THAT MEETS THE REAL-WORLD NEED FOR HUMANIZING  
CHALLENGING ENVIRONMENTS.



Individual attributes vary by product. See specification sheet for details.

# NORIX®

One Innovation Drive, West Chicago, Illinois 60185

Phone: 630-231-1331 | Toll Free: 800-234-4900 | Fax: 630-231-4343

3/22 furniture@Norix.com ©2022 Norix Group, Inc.

**Norix®.COM**

